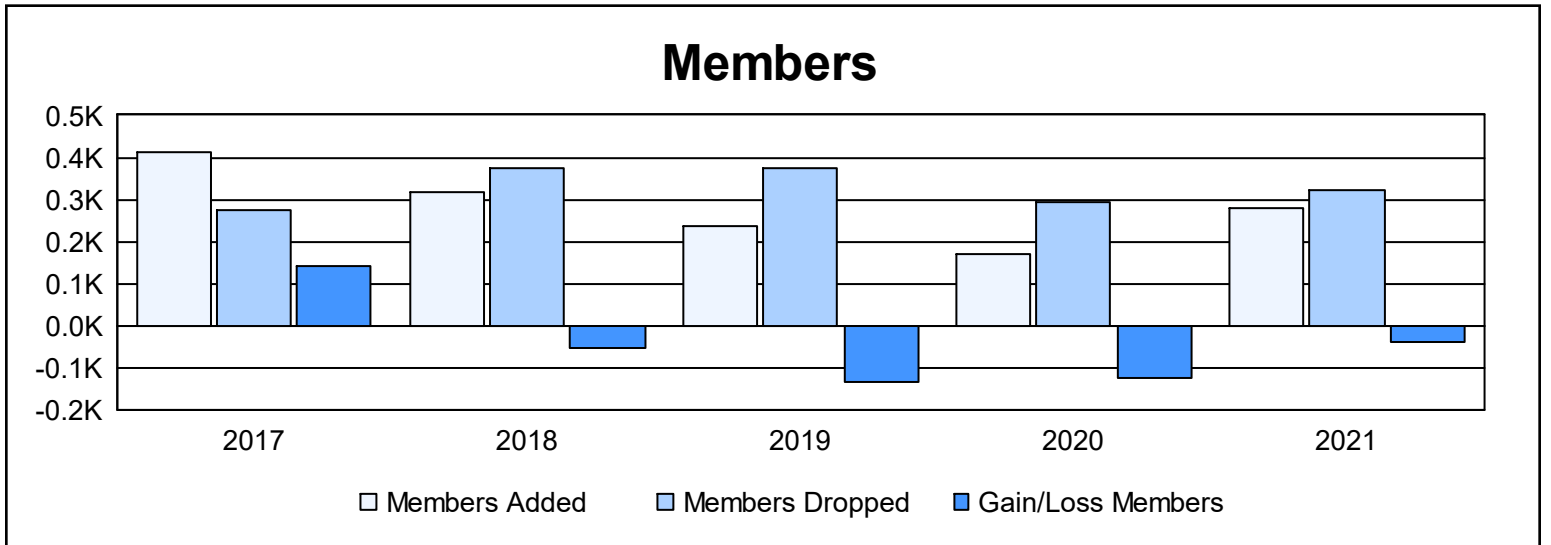
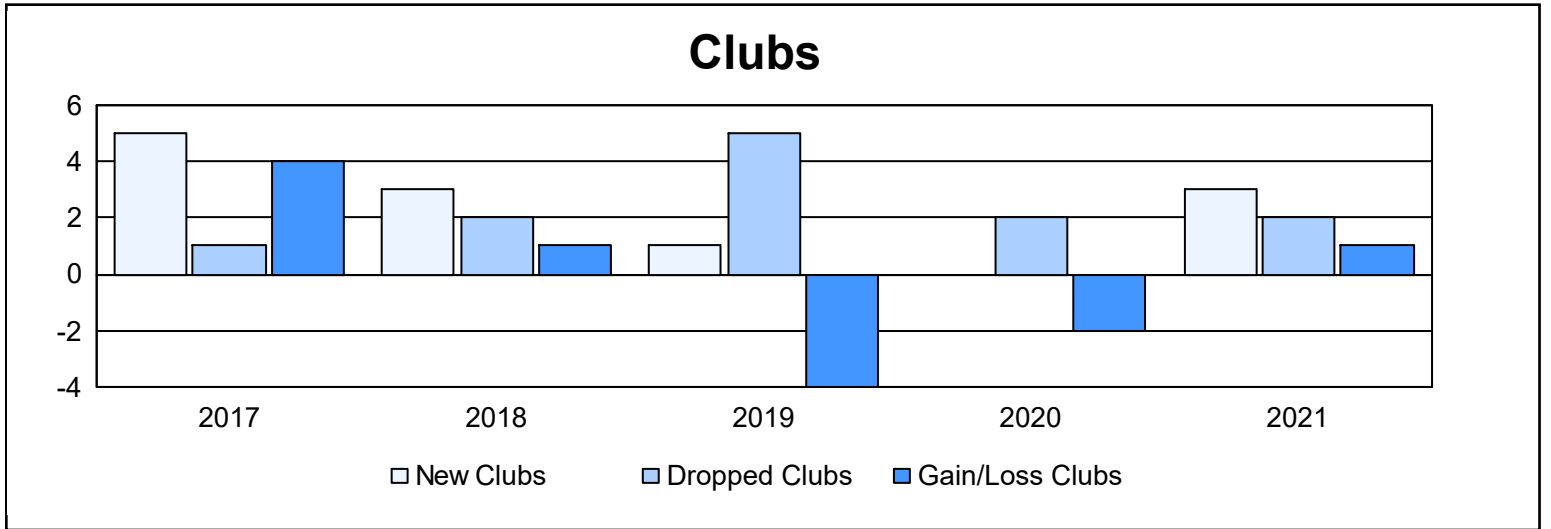
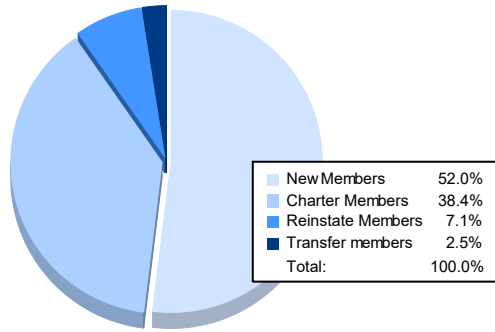


Year	New Clubs	Dropped Clubs	Gain/ Loss Clubs	New Members	Charter Members	Reinstate Members	Transfer Members	Total Member Added	Total Members Dropped	Gain/ Loss Members
2016-2017	5	1	4	252	141	15	6	414	275	139
2017-2018	3	2	1	210	80	12	16	318	373	-55
2018-2019	1	5	-4	166	33	32	7	238	372	-134
2019-2020	0	2	-2	159	3	7	0	169	292	-123
2020-2021	3	2	1	146	108	20	7	281	321	-40
<b>Average</b>	<b>2</b>	<b>2</b>	<b>0</b>	<b>187</b>	<b>73</b>	<b>17</b>	<b>7</b>	<b>284</b>	<b>327</b>	<b>-43</b>



### Membership Composition June 2021 Cumulative



### Gender Composition June 2021 Cumulative

